
















	ÜRÜN ADI	ÜRÜN KODU	L	AĞIRLIK		
	FLANŞLI DİKME FLANGED VERTICAL	0501480000500	50	2.45		
		05014800001000	100-1T	4.10		
		05014800001000	100-2T	4.50		
		05014800001500	150-2T	6.20		
		05014800001500	150-3T	6.60		
		05014800002000	200-2T	7.90		
		05014800002000	200-4T	8.70		
		05014800002500	250-3T	10.00		
		05014800002500	250-5T	10.80		
		05014800003000	300-3T	11.70		
		05014800003000	300-6T	12.90		
			FLANŞLIK YATAY BAĞLANTI FLANGED HORIZONTAL	05024800000500	50	1.80
				05024800000700	70	2.40
05024800001000	100			3.20		
05024800001200	120			3.80		
05024800001500	150			4.60		
05024800002000	200			6.10		
05024800002500	250			7.50		
05024800003000	300			8.90		

	ÜRÜN ADI	ÜRÜN KODU	L	AĞIRLIK
	KAMALI KONSOL FLANGED CONSOLE	05034810001000	100	7.50
	FLANŞ FLANSH	05040000000000		0.41
	KURTAĞAZI WEDGEHEAD	05050000000000		0.14
	KAMA WEDGE	05060000000000		0.13

	ÜRÜN ADI	ÜRÜN KODU	L	AĞIRLIK
	ALT AYAR MİLİ BASE SPINDLE	09143800000500 09143800000700	50 70	3.00 3.90
	ÜST AYAR MİLİ U BAŞLIKLİ HEAD SPINDLE U HEAD	09153800000500 09153800000700	50 70	3.00 3.90
	ÜST AYAR MİLİ 4 YOLLU FOUR WAYS HEAD SPINDLE	09163800000500 09163800000700	50 70	5.60 6.50
	DUVAR DAYAMA WALL TIE	05074800000200		0.90
	BORU KELEPÇESİ SWIVEL COUPLER	09020000000000		1,10
	TOPUKLUK TOEBOARD	09200000000000		1.80

	ÜRÜN ADI	ÜRÜN KODU	L	AĞIRLIK
	ÇELİK PLATFORM STEEL DECK	09170202502000 09170202502500 09170202503000	25/200 25/250 25/300	13,00 15,00 18,50
	ASMA MERDİVEN ACCESS LADDER	09182704502000	45/200	11.50
	İSKELE İÇİ MERDİVEN LEDDER	09190003502000 09190003502500 09190003503000	200/200 250/200 300/200	33.00 36.00 39.00